


Judith Torrington Garuth Chalfont Andrew Sixsmith
Roger Orpwood Grant Gibson Pam Clarke
James Chadd John Woolham

Key Space Requirements for Activities in Dementia Care



Having a personal conversation

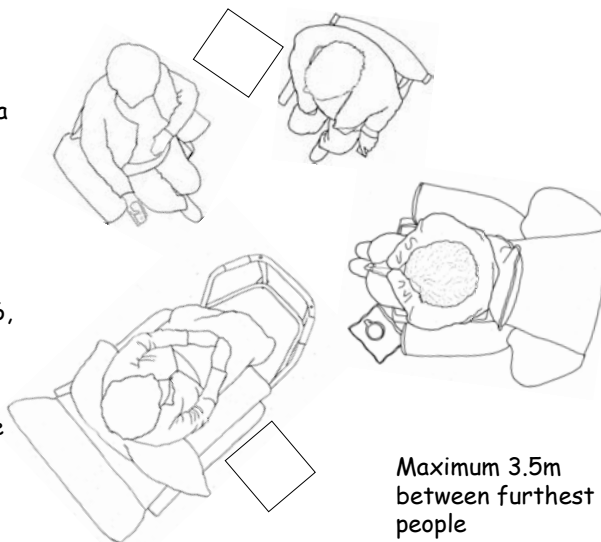
2-3 people seated opposite or adjacent
If seated adjacent then angled inward
Close enough to hear each other
Close enough to see facial expressions
Within "personal distance (450-1200mm) for interactions among good friends" (Hall, 1966, The Hidden Dimension)
Directional lighting
Absence of background noise
Tables for drinks and personal items



Maximum 1.2m
between 2 people

Socialising with 3 or more people

Seated adjacent and angled together or seated around/across a large table
Close enough to hear and maintain eye contact
Within "social distance (1200-3500mm) for interactions among acquaintances" (Hall, 1966, The Hidden Dimension)
Absence of background noise
Directional lighting to see facial expressions
Tables for drinks and personal items



Maximum 3.5m
between furthest 2
people

Having a drink while seated

Seated in an armchair

Seats should provide good back and head support

Arm rests should be stable; people use them to raise or lower their bodies into the seat

Seat should not be too deep



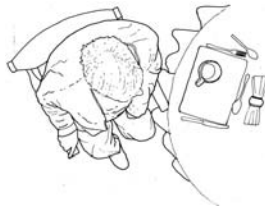
Occasional tables must be as high as the seat, between 400-700mm from the floor

Dining

Seats need good back support

Stable arm rests

Chairs need to be resistant to being pushed backwards as people lower themselves into them



Maximum 600mm from where the chair supports the back to the drink

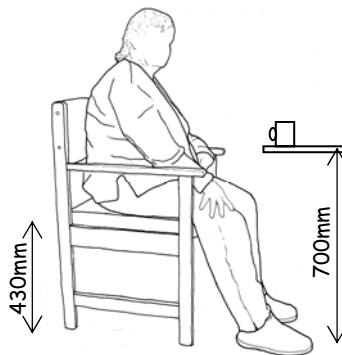
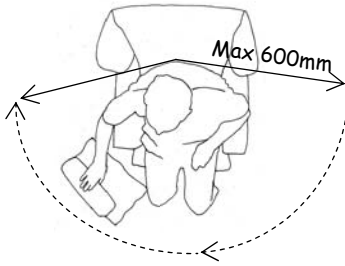


Table heights:
Table top 700mm
Thigh clearance 640mm
For a wheelchair user:
Table top 750-800mm
Thigh clearance 650-780mm

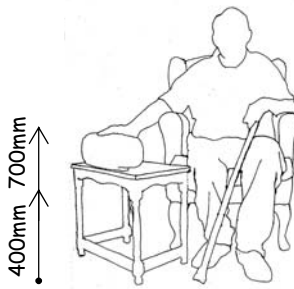
Using a radio or a music player

Person is seated in chair that provides back support
Music player is toward front or side of chair
Must be operated at arm's length without reaching



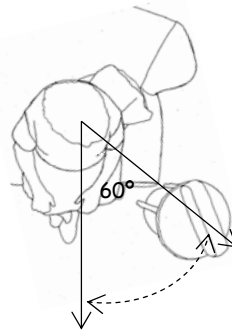
Music player is located within a maximum 600mm radius from where the chair supports the person's back and toward the front or side of the chair

Music player is between height of seat and chest

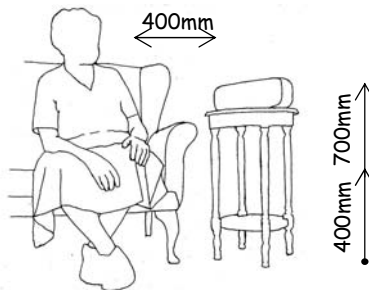


Music player must be located between 400-700mm from floor

Music player positioned within comfortable field of view (120°)
Within arm's reach (maximum 400mm)
At an appropriate height (between 400-700mm from floor level)



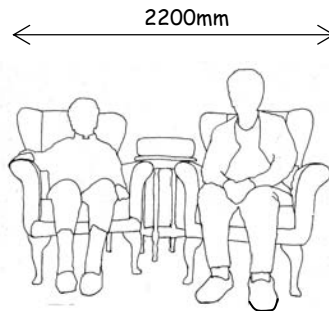
Normal field of vision is 60° either side of centre. Objects can be easily seen in this field of view.



Comfortable arm's reach is within 400mm

Two people seated with music player between them
Player must be on a table or stand nearby that can be easily reached by both people during use.

Angled seating makes it easier to see and reach the music player

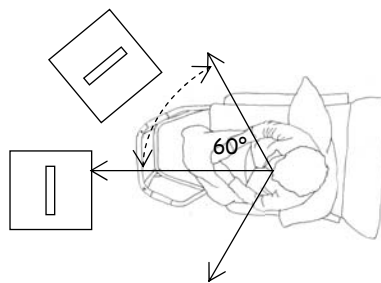


Two seats and a small table requires an approximate width of 2200mm

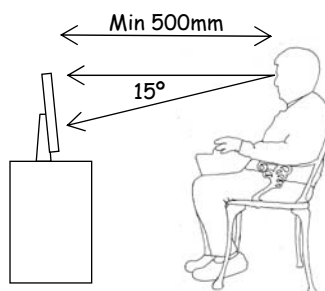
Approximate depth of chair and legroom is 1600mm

Viewing a monitor screen

One person seated
Monitor screen is placed on a table or cabinet and must be within comfortable horizontal and vertical field of view for height, distance and angle



Central field of vision is 120°. Screen must be within this field, preferably in the centre of it for extended viewing without turning the head



Top of screen at eye level

Centre of seated visual field is 15° below vertical


Circulation

Aim to provide:
Interesting circuitous routes
Highlight nodes and resting places
Incidents along the route
Hierarchy of scale and lighting between public and private areas
Daylit corridors with orienting views
Continuous handrails inside and outside

Avoid:
Glare
Bright patches of light
Silhouettes
Shiny reflective surfaces
Changes in floor colour
Slippery surfaces
Changes of level




Minimum opening width for one person with walking frame
800mm



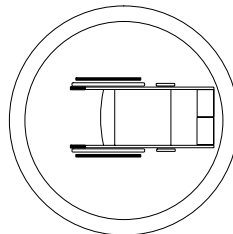
Two people side by side
1300mm
(1200mm minimum)

Minimum space between handrails
1300mm

Wheelchairs may be used to move people from room to room, or take them to the toilet. Designated storage bays for wheelchairs prevent the corridors from becoming cluttered



Wheelchairs are between approx 500-660mm wide and 865-1070mm long



Turning circle
1700mm preferred,
1500mm minimum

